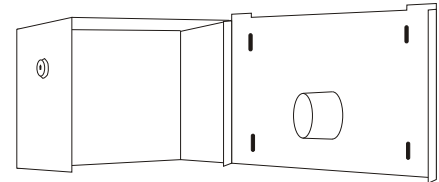
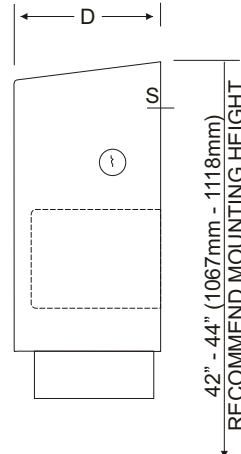
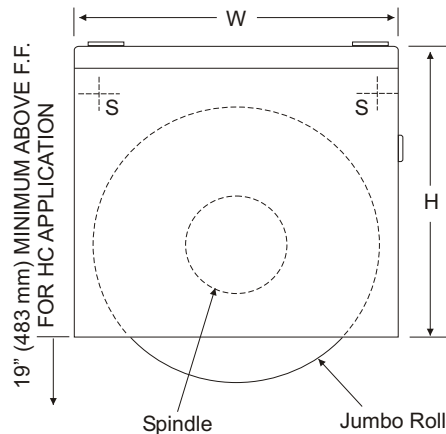


U830A, U831A JUMBO ROLL TOILET TISSUE DISPENSER

JOB #:

Item:

QTY:



SPECIFICATIONS:

Body: Type 304 #22 ga stainless steel with a #4 satin finish, with one piece Uni-body construction. Sloping hood prevents articles such as cigarettes on top of unit that may cause a fire.

Cabinet Back: Type 304 #22 ga stainless steel formed for rigidity. One piece back is equipped with striker tabs.

Spindles: Unit is equipped with a solid white ABS spindle and a capped stainless steel 1 1/4" diameter spindle. Unit will hold **one** 9" diameter roll with a core diameter of 1 3/8" - 3 1/4". (Non-control delivery)

Hinges: Heavy duty, stainless steel piano type hinge.

Locks: Pin tumbler, commercial quality keyed like all other A&J cabinets.

U830A: Surface Mounted Jumbo Roll Dispenser

Overall Size: 11"W x 7 3/4"H x 4 1/2"D
254mm x 305mm x 108mm

Capacity: One 9"-10" dia. roll

U831A: Surface Mounted Roll Dispenser (same as U830A, but with larger roll diameter)

Overall Size: 15 1/4"W x 9 3/4"H x 4 1/4"D
349mm x 394mm x 108mm

Capacity: One 12"-13" dia. roll, 1 3/8"-3-1/4" core dia.

INSTALLATION:

Provide an area on wall at desired or specified location. Unlock cabinet and place unit on wall making sure cabinet is level. Transfer mounting points to surface and drill pilot holes. Secure unit with proper fasteners per application. Load toilet tissue on spindle and close cabinet.

***NOTE:** 9" dia roll is equal to 6 standard rolls
13" dia roll is equal to 9 standard rolls.

Toilet Paper Dispensers: All dispensers that are to meet ADA code cannot have any type of controlled delivery. (4.16)

APPLICATION:

To provide a surface mounted jumbo roll toilet tissue dispenser. This will reduce the time of refilling the dispensers. When mounted properly, unit will meet ADA code.

