

AMPCCO DOORS

Architectural Flush Wood Doors



05/01/2011

3ply and 5ply/ Fire Rated/ Sound Rated

Ampco Standard 3-Ply and 5-Ply Doors

PC/PC20 (3-Ply Particleboard)

Available in High Pressure Laminate

Un-rated or fire rated 20 minutes

Economical, interior commercial grade solid core door for hospitals, hotels and office buildings.

Features

- Thickness: 1-3/8" or 1-3/4" (+/-1/16")
- Stiles and Rails: 1-1/4" Mill Option kiln dried hardwood bonded to core or SCL.
- Core: Wood Particleboard core to meet or exceed ANSI/A208.1 and CS236.66
- Interior Blocking: As required
- Adhesives: Type I or Type II, Type II bond between plies
- Assembly: All stiles and rails bonded to core
- Warranty: Lifetime Warranty



CPC/CPC20 (5-Ply Particleboard)

Available in High Pressure Laminate and Wood Veneer

Un-rated or fire rated 20 minutes

Cross banded particle board core construction. For heavy use in public facilities, schools and hospitals.

Features

- Thickness: 1-3/4" (+/-1/16")
- Stiles and Rails: 1-1/4" Mill Option kiln dried hardwood bonded to core or SCL.
- Core: Particleboard core to meet or exceed ANSI/A208.1 and CS236.66
- Interior Blocking: As required
- Adhesives: Type I or Type II, Type II bond between plies
- Assembly: All stiles and rails bonded to core
- Warranty: Lifetime Warranty



SLC/SLC20 (5-Ply Stave Lumber)

Available in High Pressure Laminate and Wood Veneer

Un-rated or fire rated 20 minutes

Stave core construction is commonly used in standard commercial applications and allows many types of hardware installations.

Features

- Thickness: 1-3/4" (+/-1/16")
- Stiles and Rails: 1-1/4" Mill Option kiln dried hardwood bonded to core.
- Core: Stave Lumber core with maximum 2-1/2" wide low density wood blocks bonded together and finger jointed. Meets WDMA I.S.-1A.Section C2.
- Interior Blocking: As Required
- Adhesives: Type I or Type II, Type II bond between plies
- Assembly: All stiles and rails bonded to core
- Warranty: Lifetime



PVC Edging for Laminate Doors

Available for PC Laminate, CPC Laminate, SLC Laminate, LL Laminate and Agrifiber Laminate

Ampco provides High Pressure Laminate Doors with 3mm PVC edging. The PVC edging gives added impact resistance and strengthens the edge of the door.

A wide range of colors and patterns to choose from to match Wilsonart and Formica Laminates.

PVC edging offers endless possibilities to mix and match Laminates and PVC to enhance the design of any door.



LEED Certification Program

At AMPCO, we know it's our responsibility to promote sustainable building products. Ampco observes practices to protect the environment.

As part of our effort to support conservation and green buildings, provide the architects, designers, builders and owners with relevant information about our products. Our responsibility as manufacturers is to take care of our natural resources and to utilize processes that sustain the quality of life on our planet.

RECYCLED CONTENT MR 4.0
Depending on the type of Door

LOCAL AND REGIONAL MATERIALS 5.0
Doors are manufactured in Miami, FL

LOW EMITTING MATERIALS IEQ 4.4
Our doors contain no added urea-formaldehyde.

RP 1.0 REGIONAL CREDIT
This credit is determined by the project Zip Code and is identified by the USGBC.



LL (5-Ply Lead Lined)

Available in High Pressure Laminate and Wood Veneer

Lead lined construction where protection from radiation is necessary. Typically used for x-ray rooms and research areas.

Features

- Thickness: 1-3/4" (+/-1/16")
- Stiles and Rails: 1-1/2" Mill Option kiln dried hardwood bonded to core.
- Core: 1/16- 1/4" thick lead sheet, full width of core, sandwiched and bonded to particleboard and securely fastened with lead bolts.
- Interior Blocking: N/A
- Adhesives: Type I or Type II, Type II bond between plies
- Assembly: Bonded core/frame assembly. Uniformly sanded prior to face laminate application. Laminate edges applied with hot melt adhesive.
- Warranty: One Year



Ampeco Specialty Doors

AF (3-ply or 5-ply Agrifiber)

Available in High Pressure Laminate and Wood Veneer.

Fire rated 20 minutes

Environmentally friendly Agrifiber Core. LEED qualifying renewable resource.

Features

- Thickness: 1 3/4" ($\pm 1/16"$)
- Stiles and Rails- 1 1/4" SCL or 1 1/4" mill option kiln-dried hardwood. Bonded to core.
- Interior Blocking: By specification or hardware application.
- Core: Wood Agrifiber door core to meet or exceed ANSI aA208.1 for I-LD-2 Door Core. Mat-formed Agrifiber with density approx. 28-32(pcf) to meet or exceed CS 236-66 for Type 1 grade C, Class 1.
- Adhesive: Type I or Type II bond, by specification, between faces and core/frame components. No urea formaldehyde.
- Assembly: Bonded core and frame assembly, uniformly sanded. For FD 1/3, core and frame components assembled to meet or exceed 20 minute specifications.
- Warranty: Lifetime Warranty

STC 41/42/45/46 (Sound Rated)

Available in High Pressure Laminate and Wood Veneer.

Proprietary sound rated core. Excellent when sound containment is needed such as recording studios.

Features

- Thickness: 1-3/4" ($\pm 1/16"$)
- Stile and Top Rail- 1- 1/4" SCL. Bottom Rail- 5" SCL
- Vision Panels: Not available.
- Core: Proprietary core (SCL outer ply)
- Interior Blocking: As required. 5" Bottom rail is standard.
- Adhesive: Type I or Type II, by specification, between faces and core/frame components. Formulated using no urea formaldehyde.
- Assembly: Bonded core and frame assembly Warranty: One year from date of manufacture. For original installation only.

*Doors will be shipped complete with Ampco's gasket and drop seal system.

STC37-40MC45 (Sound Rated 45min Fire Rated)

Available in High Pressure Laminate and Wood Veneer.

Heavy duty 45 minute proprietary sound rated core.

Features

- Thickness: 1-3/4" ($\pm 1/16"$)
- Stile: 1" FSII. Top Rail: 1-1/2" FSII. Bottom Rail: 5" FSI
- Vision Panels: 100 sq. inches max. visible area. Anemostat LoPro IS Vision Kit with 19mm (3/4") Pyrostop Glazing
- Interior Blocking: As required. 5" FSI bottom rail is standard
- Core: Proprietary core (HDF outer ply)
- Adhesive: Type I or Type II, by specification, between faces and core/frame components. Formulated using no urea formaldehyde.
- Assembly: Bonded core and frame assembly
- Warranty: One year from date of manufacture. For original installation only.

*Doors will be shipped complete with Ampco's gasket and drop seal system.

Ampeco Fire Rated Doors

MC45 C LABEL (Mineral Core 45min Fire Rated)


Available in High Pressure Laminate and Wood Veneer

Fire rated 45 minutes
Neutral or Positive Pressure

Mineral core, heavy duty fire doors. Used when maximum fire barriers are required.

Features

- Thickness: 1-3/4" (+/-1/16")
- Stiles and Rails: Stile 1-1/4" Hardwood. Top Rail- 1-1/4" Hardwood. Bottom Rail- 1-1/4" Hardwood.
- Core: Mineral Core. Homogeneous gypsum.
- Interior Blocking: By specification or hardware application.
- Adhesives: Type I or Type II, Type II bond between plys
- Assembly: All stiles and rails bonded to core
- Warranty: Lifetime Warranty



MC60 B LABEL (Mineral Core 60min Fire Rated)


Available in High Pressure Laminate and Wood Veneer

Fire rated 60 minutes
Neutral or Positive Pressure

Mineral core, heavy duty fire doors. Used when maximum fire barriers are required.

Features

- Thickness: 1-3/4" (+/-1/16")
- Stiles and Rails: (V) Stile 3/4" composition laminated to 1/2" Hardwood, (HPL) 1" composition. Top Rail- 1". Bottom Rail- 2" composition.
- Core: Mineral Core. Homogeneous gypsum.
- Interior Blocking: By specification or hardware application.
- Adhesives: Type I or Type II, Type II bond between plys
- Assembly: All stiles and rails bonded to core
- Warranty: Lifetime Warranty



MC90 B LABEL (Mineral Core 90min Fire Rated)


Available in High Pressure Laminate and Wood Veneer

Fire rated 90 minutes
Neutral or Positive Pressure

Mineral core, heavy duty fire doors. Used when maximum fire barriers are required.

Features

- Thickness: 1-3/4" (+/-1/16")
- Stiles and Rails: (V) Stile 1" composition laminated to 1/2" Hardwood, (HPL) 1-1/2" composition. Top Rail- 1". Bottom Rail- 2" composition.
- Core: Mineral Core. Homogeneous gypsum.
- Interior Blocking: By specification or hardware application.
- Adhesives: Type I or Type II, Type II bond between plys
- Assembly: All stiles and rails bonded to core
- Warranty: Lifetime




Ampco High Pressure Laminate

Ampco can provide any brand of High Pressure Laminate. Production lead times will vary accordingly.



Ampco Stock Veneers

Ampco can provide any type of Wood Veneer including exotic species. Production lead times will vary accordingly.



Plain Sliced White Birch




Plain Sliced American Cherry




Plain Sliced Walnut



Plain Sliced African Mahogany



Rotary Cut Natural Birch



Plain Sliced Red Oak



Plain Sliced White Maple

GUIDE SPECIFICATIONS

Guide specifications are based on CSI section 08200.

Quality Standards:

All doors shall meet or exceed industry standards:

AWI 1300-G4

WDMA I.S.1A

ASTM E-152 Fire test of door assembly

Louvers and Glass Light Openings:

Specify metal louvers, vision panel, moulding type and thickness. Maximum light openings: 1296 sq. in. for 20, 45 minute fire ratings.

100 sq. in. for 60, 90 minute fire rating. Maximum louver opening: None for 20 minute fire rating, 24"x 24" for 45, 60 and 90 minute fire rating.

Pre-fit Clearances:

Mill option unless otherwise specified. Standard for all doors, 1/8" top, 5/8" bottom, singles width 1/4", pairs 3/16". Specify if other clearances required.

Edge Matching:

Standard for hinged doors. Bevel look edge 1/8" in 2", hinged side square. Specify other edge machining requirements.

Finishing:

Standard methods will be used unless otherwise specified.

Packaging:

Standard methods will be used unless otherwise specified. Individual polybag or crating available at additional cost.

Lifetime Warranty:

All solid core doors and frames manufactured by AMPCO are warranted to be free from defects in materials and workmanship that would render them unserviceable or unfit for the use they were intended when properly stored, handled, installed for the lifetime of the original installation. Manufacturer reserves the right to change manufacturing process or materials without notification. This limited warranty is subject to standard terms and conditions of the full warranty, copies of which are available on request. All hollow core doors are warranted for two years from date of manufacture.



AMPCO Products LLC

Manufacturers of Restroom Compartments, Door/ Frame System available through a network of distributors.

11400 NW 36th Avenue, Miami FL 33167

www.ampco.com

t: 305/ 821-5700/ f: 305/455-4681